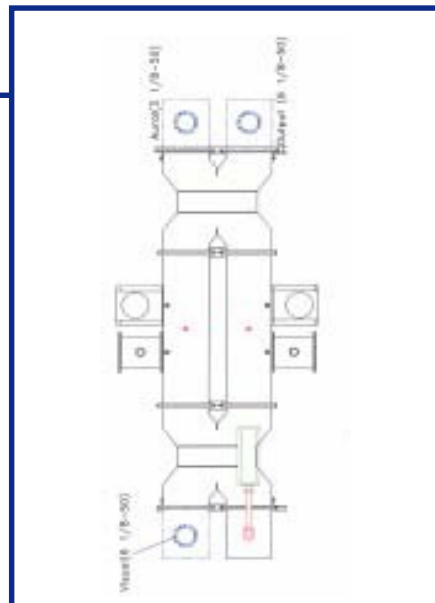
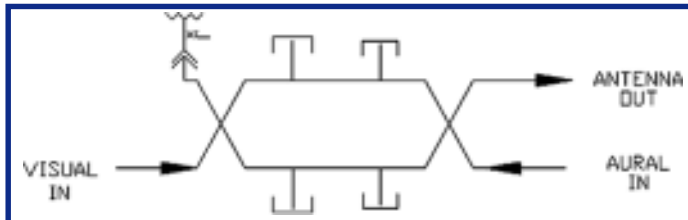




Micro Communications, Inc.
Microwave A MICROWAVE TECHNIQUES COMPANY

HIGH POWER UHF-TV DIPLEXERS

- Low Insertion Loss
- High Power Handling Capability
- Ideal for Replacement of Troublesome Diplexers
- Stereo and MTS Performance



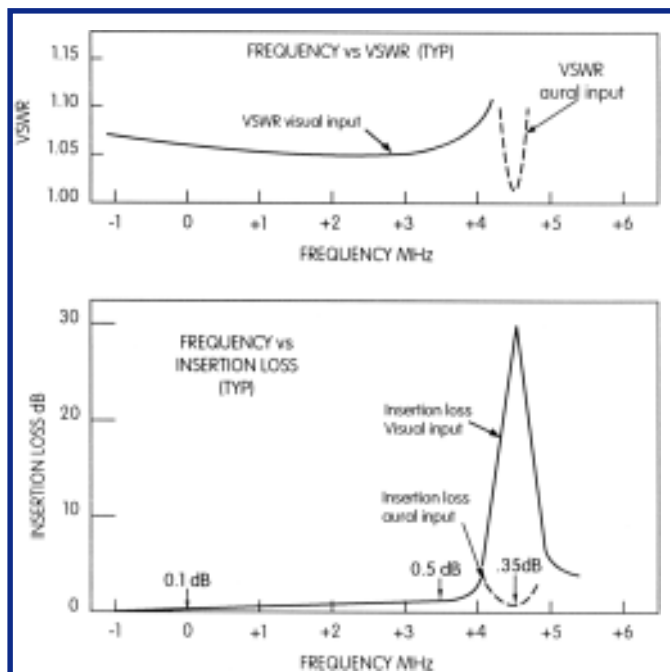
MCI High Power Waveguide Diplexers are constant Impedance units used to combine the visual and aural transmitter outputs to one antenna.

All MCI diplexers have the symmetrical aural response necessary for multi-channel sound.

The standard diplexer design incorporates broadband short-slot Hybrids, high-Q aural cavities, -3.58 color notch cavities and a reject load.

The aural resonators, constructed of low coefficient-of-expansion Invar, allow only negligible drift, which results in very efficient, reliable and stable operation.

Also available are special remote control aural detuners which will permit multiplexing through the diplexer visual input.





SPECIFICATIONS	
Frequency:	Specify Channel (14-70)
Insertion Loss:	
Visual:	0.1 dB (98% Efficiency)
Aural:	0.35 dB (92% Efficiency)
Rejection:	35 dB (Aural to Visual)
	30 dB (Visual to Aural)
VSWR:	1.08 (Visual Frequency)
	1.10 (Aural Frequency)

	UHF		
FREQUENCY (MHz)	470-608	566-728	698-860
CHANNEL RANGE	14-36	30-56	52-69
MODEL	48209	48218	48227
WAVEGUIDE TYPE	WR1800	WR1500	WR1150
VISUAL POWER	280kW	280kW	280kW
SIZE	ft (m)	ft (m)	ft (m)
	15x8x3 (4.57x2.43x0.91)	13x7x3 (3.96x2.13x0.91)	11x6x3 (3.35x1.82x0.91)
WEIGHT	lbs (kg)	lbs (kg)	lbs (kg)
	800 (363)	600 (272)	500 (227)
INPUT/OUTPUT FLANGES	WR1800	WR1500	WR1150
MODEL	48109	48118	48127
WAVEGUIDE TYPE	WR1800	WR1500	WR1150
VISUAL POWER	140kW	140kW	140kW
SIZE	ft (m)	ft (m)	ft (m)
	15x8x3 (4.57x2.43x0.91)	13x7x3 (3.96x2.13x0.91)	17x6x3 (5.18x1.82x0.91)
WEIGHT	lbs (kg)	lbs (kg)	lbs (kg)
	800 (363)	600 (272)	500 (227)
INPUT/OUTPUT FLANGES	WR1800 or 6 1/8 EIA	WR1500 or 6 1/8 EIA	WR1150 or 6 1/8 EIA
MODEL	48009	48018	48027
WAVEGUIDE TYPE	WR1800	WR1500	WR1150
VISUAL POWER	70kW	70kW	70kW
SIZE	ft (m)	ft (m)	ft (m)
	15x8x2 1/2 (4.57x2.43x0.76)	13x7x2 1/2 (3.96x2.13x0.76)	11x6x2 1/2 (3.35x1.82x0.76)
WEIGHT	lbs (kg)	lbs (kg)	lbs (kg)
	800 (363)	600 (272)	500 (227)
INPUT/OUTPUT FLANGES	6 1/8 EIA	6 1/8 EIA	6 1/8 EIA

All specifications subject to change without notice.