



Micro Communications, Inc.

MICROWAVE A MICROWAVE TECHNIQUES COMPANY

STAR-POINT COMBINER

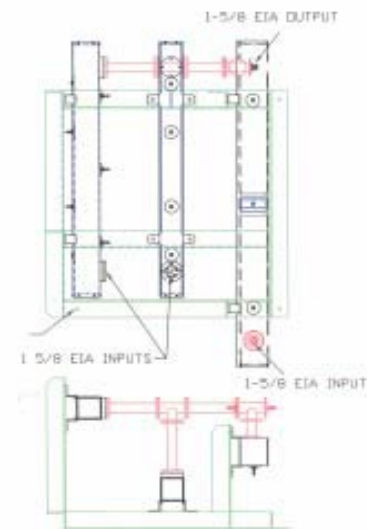
- Low Cost
- Low Loss
- High Isolation
- Low VSWR
- Compact Size

MCI's Star Point Combiners are used to combine two or more channels into a common antenna. Up to five channels can be combined using this approach.

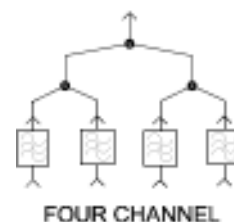
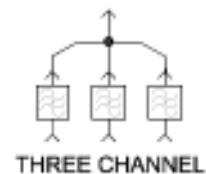
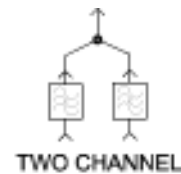
The Star Point Combiner consists of interdigital bandpass filters constructed of a number of tuned cavities. The amount of cavities is based on the frequencies to be combined. The filters are combined into a common "T" using properly phased coax lengths.

This design of combiner is ideal where the power levels are of relatively low to medium power.

MCI also manufactures the broadband antenna systems that compliment these combining networks.



3 CHANNEL COMBINER





Micro Communications, Inc.

Microwave A MICROWAVE TECHNIQUES COMPANY

SPECIFICATIONS	
VSWR:	1.30 (Each Channel)
Frequency:	Specify Channels
Insertion Loss:	0.6 dB (Each Channel)
Isolation:	30 dB (Between Inputs)
Cooling:	None Required

	VHF	UHF
FREQUENCY (MHz)	174-216	470-860
CHANNEL RANGE	7-13	14-69
MODEL	43264	43274
POWER (COMBINED OUTPUT)	30kW	20kW
SIZE in (mm)	68x30x12 (1725x760x305)	48x30x6 (1220x760x150)
WEIGHT lbs (kg)	140 (64)	100 (45)
CONNECTORS EIA	3 1/8	3 1/8
MODEL	43263	43273
POWER (COMBINED OUTPUT)	10kW	6kW
SIZE in (mm)	60x30x8 (1725x760x305)	48x30x6 (1220x760x150)
WEIGHT lbs (kg)	80 (36)	80 (36)
CONNECTORS EIA	1 5/8	1 5/8
MODEL	43262	43272
POWER (COMBINED OUTPUT)	2kW	2kW
SIZE in (mm)	60x30x8 (1725x760x305)	48x30x6 (1220x760x150)
WEIGHT lbs (kg)	80 (36)	80 (36)
CONNECTORS EIA	7/8	7/8

All specifications are subject to change without notice.

**** Above models show two channel configurations.**



Micro Communications, Inc.

Microwave A MICROWAVE TECHNIQUES COMPANY

Microwave Techniques, LLC | 28 Sanford Drive, Gorham, ME 04038

Email: sales@microwavetechniques.com | Phone: 1-207-854-1700